


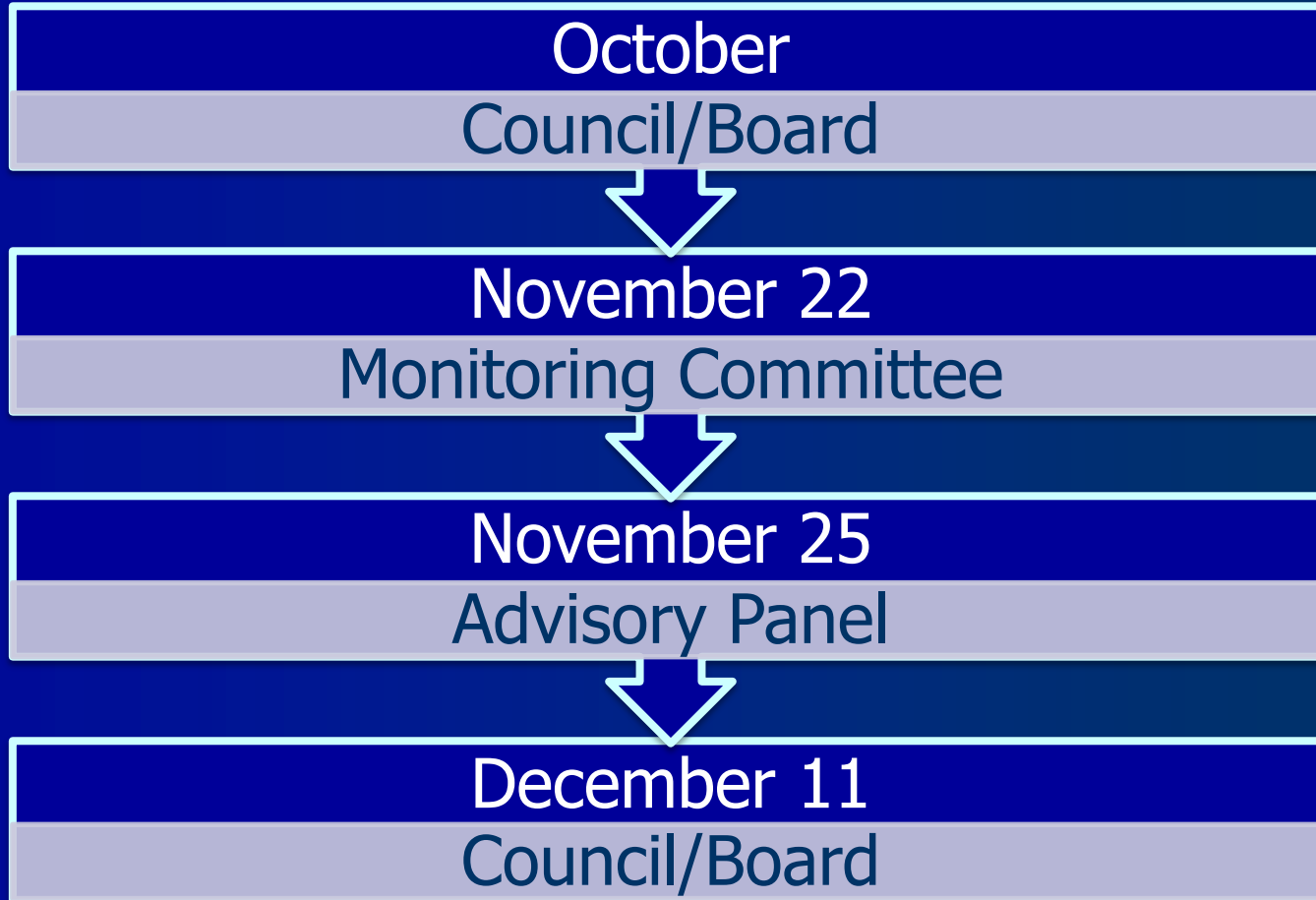
Scup

2014 Recreational Management Measures



December 11, 2013

2014 Recreational Measures Process



Harvest Limits and Landings

- Harvest limits: recent low of 1.83 mil lb in 2008 to high of 8.45 mil lb in 2012
- Landings: recent low in 2005 at 2.54 mil lb; recent high of 8.48 in 2003
- 2012 RHL = 8.45 mil lb
- 2012 landings = 4.17 mil lb




Management Measures

- FMP requires coastwide measures for both state and federal waters
- Since 2011: Commission regional approach in state waters



2013 Federal Measures

10-inch TL minimum size



30 fish possession limit

January 1-December 31

2013 State Measures (MA & RI)

State	Minimum Size (inches)	Possession Limit	Open Season
Massachusetts (party/charter)	10	45 fish from May 1 to June 30; 30 fish from July 1 to December 31	July 1-December 31
Massachusetts (private angler)	10	30 fish; private vessels with six or more persons aboard are prohibited from possessing more than 150 scup per day	May 1-December 31
Rhode Island (party/charter)	10	30 fish May 1 to August 31 and Nov 1 to December 31; 45 fish September 1 to October 31	May 1-December 31
Rhode Island (private angler)	10; and 9 or greater for shore mode at 3 designated sites	30 fish	May 1- December 31

2013 State Measures (CT & NY)

State	Minimum Size (inches)	Possession Limit	Open Season
Connecticut (party/charter)	11	20 fish from May 1-Aug 31 and Nov 1-Dec 31; 45 fish from Sept 1-Oct 31	May 1- December 31
Connecticut (private angler)	10.5; and 9 for shore mode at 46 designated sites	20 fish	May 1- December 31
New York (party/charter)	10	30 fish from May 1-Aug 31 and Nov 1-Dec 31; 45 fish from Sept 1-Oct 31	May 1- December 31
New York (private angler)	10	30 fish	May 1- December 31

2013 State Measures (NJ-NC)

State	Minimum Size (inches)	Possession Limit	Open Season
New Jersey	9	50 fish	Jan 1-Feb 28 and July 1 – December 31
Delaware	8	50 fish	All Year
Maryland	8	50 fish	All Year
Virginia	8	50 fish	All Year
North Carolina	8	50 fish	All Year

2014 Management Measures

2013 RHL	7.55 mil lb
2013 Proj. Landings*	4.27 mil lb
2014 RHL	7.03 mil lb
2014 Coastwide reduction	0%

*Projected using % landings from waves 1-4 in 2012

2013 Landings vs. Targets

State	2013 Target	2013 Landings*	Percent Overage (%)
MA	6,781,019 ^b	2,079,542	0%
RI		1,590,752	
CT		557,448	
NY		941,773	
NJ	c	250	N/A
DE	c	0	N/A
MD	c	0	N/A
VA	c	2,524	N/A
NC	c	1,625	N/A
Total		5,174,553	

*Projected using % landings from waves 1-4 in 2012

Note on 2013 MRIP Data

- Prior to Monitoring Committee meeting, NMFS pulled preliminary 2013 waves 3 and 4 (May-Aug.) MRIP estimates for revision
- Specific recommendations in staff memo made using 2012 measures and landings as baseline



Note on 2013 MRIP Data

- Revised 2013 data posted during Monitoring Committee meeting (Nov. 22)
- Updated data in MC meeting summary (Tab 9)
- Wave 5 data not yet available



2014 Staff Recommendation

- Coastwide measures, to be implemented in both federal and state waters
 - Reduced complexity of regulations; conflict in shared waters
 - Use of more precise harvest estimates
 - Increased ability to analyze impacts of measures



2014 Staff Recommendation

- Coastwide measures, to be implemented in both federal and state waters:
 - 9-inch minimum size
 - 20 fish possession limit
 - January 1-December 31



2014 Staff Recommendation

- 9-inch minimum size
 - Decrease from current 10-in. in federal waters and most states in Northern region
 - In combination with reduced possession limit, would not be expected to exceed RHL



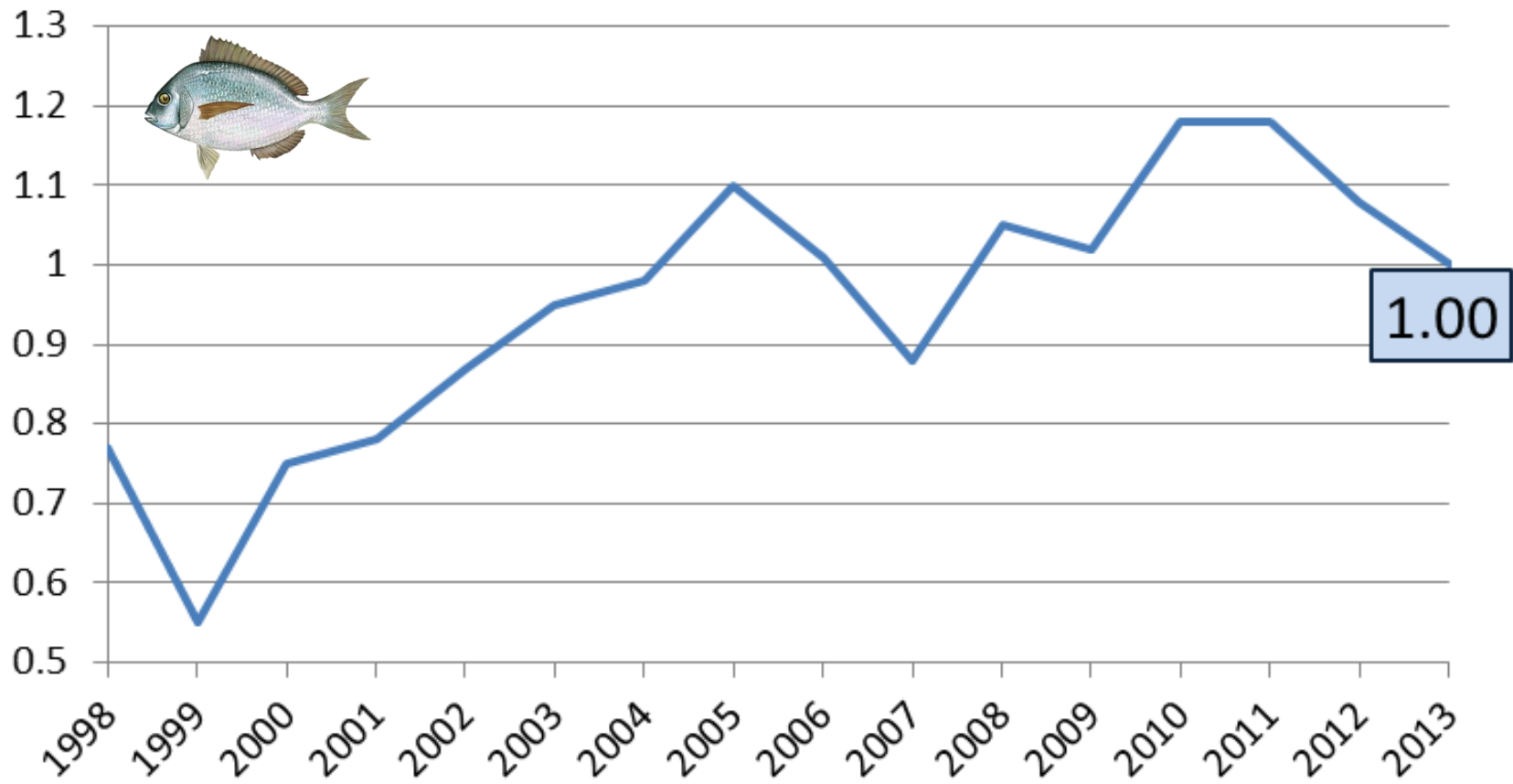
2014 Staff Recommendation

- 20 fish possession limit
 - Concerns about high possession limits in recreational fisheries
 - Esp. given trend of increasing mean weight of landed scup
 - Balance expected increase in landings under 9-inch TL min size



2014 Staff Recommendation

Mean weight (lb), Waves 1-4



Monitoring Committee Recommendations

- Supports Commission continuing regional approach in state waters



Monitoring Committee Recommendations

- Federal waters:
 - 9-inch TL minimum size
 - 30 fish possession limit
 - March 1-December 31



Monitoring Committee Recommendations

- Small fraction of harvest occurs in federal waters
- 9-inch size limit more consistent with regulations in southern states



Monitoring Committee Recommendations

■ Season

- Fishery should not be open during wave 1 (Jan./Feb.)
- Inadequate sampling
- Any changes to first half of season made this year would not apply until 2015

Monitoring Committee Recommendations

- Possession limit
 - Concern about high possession limits in recreational fisheries
 - Especially given increases in mean weight



Advisory Panel Recommendations

- Strong support for liberalization of recreational measures
- Support for possession limit >30 fish
- High possession limit favored over smaller size limit



Advisory Panel Recommendations

- Fishery should not be closed during wave 1
- VTR data available for party/charter boats



Questions?

