
















Stock Status of MAFMC-Managed Species

(as of 9/19/22)

SPECIES	STATUS DETERMINATION CRITERIA		Stock Status	Most Recent Assessment
	Overfishing $F_{\text{threshold}}$	Overfished $\frac{1}{2} B_{\text{MSY}}$		
 Summer Flounder	$F_{35\%_{\text{MSP}}}=0.422$	60.87 million lbs	No overfishing Not overfished	Most recent management track assessment was 2021.
 Scup	$F_{40\%_{\text{MSP}}}=0.200$	99.23 million lbs	No overfishing Not overfished	Most recent management track assessment was 2021.
 Black Sea Bass	$F_{40\%_{\text{MSP}}}=0.46$	15.92 million lbs	No overfishing Not overfished	Most recent management track assessment was 2021.
 Bluefish	$F_{35\%_{\text{SPR}}}=0.181$	222.37 million lbs	No overfishing Overfished	Most recent management track assessment was 2021.
 Illex Squid (short finned)	Unknown	Unknown	Unknown Unknown	2022 research track assessment failed, but peer review agreed likely "lightly fished in 2019," though with cautious caveats
 Longfin Squid	Unknown	46.7 million lbs	Unknown Not overfished	Most recent assessment update was 2020; not able to determine current exploitation rates.
 Atlantic Mackerel	$F_{40\%}=0.22$	199.6 million pounds	Overfishing Overfished	Most recent management track assessment was 2021.
 Butterfish	$F_{\text{Proxy}}=2/3M=0.81$	43.5 million lbs	No overfishing Not overfished	Most recent management track assessment was 2022.
 Chub Mackerel	At least 3,026 MT of catch per year	At least 3,026 MT of catch three years in a row	No overfishing Not overfished	No stock assessment.

SPECIES	STATUS DETERMINATION CRITERIA		Stock Status	Most Recent Assessment
	Overfishing $F_{\text{threshold}}$	Overfished $\frac{1}{2} B_{\text{MSY}}$		
Surfclam 	$F/F_{\text{threshold}} = 1^a$	$SSB/SSB_{\text{threshold}} = 1^b$	No overfishing Not overfished	Most recent management track assessment was 2020
Ocean Quahog 	$F/F_{\text{threshold}} = 1^c$	$SSB/SSB_{\text{threshold}} = 1^d$	No overfishing Not overfished	Most recent management track assessment was 2020.
Golden Tilefish 	$F_{40\%MSP} = 0.261$	12.12 million lbs	No overfishing Not overfished	Most recent management track assessment was 2021.
Blueline Tilefish 	Unknown	Unknown	South of Cape Hatteras: No overfishing Not overfished North of Cape Hatteras: Unknown Unknown	Most recent benchmark assessment was 2017.
Spiny Dogfish (Joint mgmt with NEFMC) 	$F_{\text{MSY}} = 0.2439$	175.6 million lbs Female SSB	No overfishing Not overfished	Most recent assessment was 2018. Dec 2022 research track review
Monkfish (Joint mgmt with NEFMC) 	NFMA & SFMA $F_{\text{MAX}} = 0.2$	NFMA - 1.25 kg/tow SFMA - 0.93 kg/tow (autumn trawl survey)	Unknown Unknown	Management track assessment is being peer reviewed in September 2022.

SOURCES: Office of Sustainable Fisheries - Status Report of U.S. Fisheries; SAW/SARC, SEDAR, and TRAC Assessment Reports.

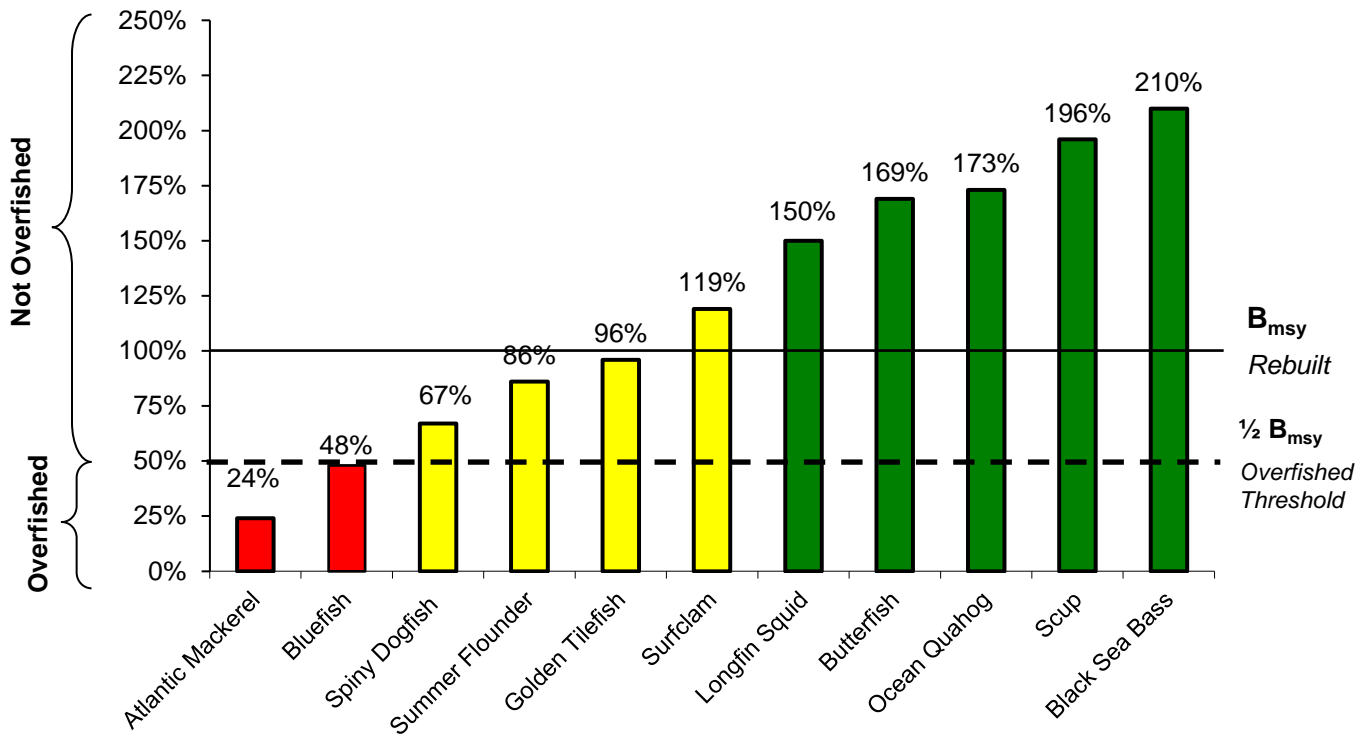
^a $F_{\text{threshold}}$ is calculated as 4.136 times the mean F during 1982 – 2015.

^b $SSB_{\text{threshold}}$ is calculated as $SSB_0/4$.

^c $F_{\text{threshold}}$ is 0.019.

^d $SSB_{\text{threshold}}$ is calculated as $0.4 * SSB_0$.

Stock Size Relative to Biological Reference Points (as of 9/19/22)



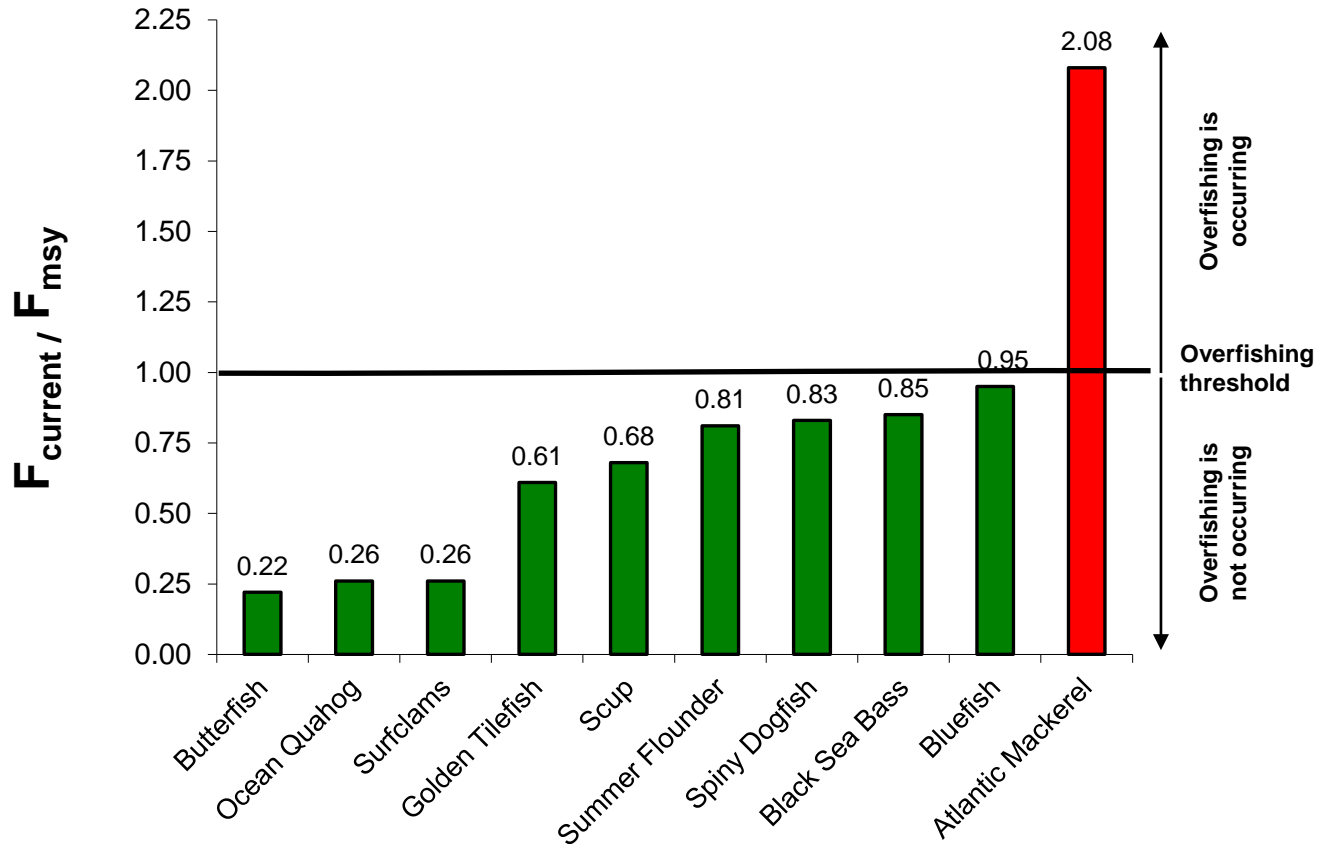
Notes:

- Unknown B_{msy} - *Illex* squid, monkfish (NFMA & SFMA), blueline tilefish (North of Cape Hatteras), and chub mackerel.
- Of the 15 species managed by the Council, 5 are above B_{msy} , 6 are below B_{msy} , and 4 are unknown.

Year of data used to determine stock size	
Atlantic Mackerel	2019
Black Sea Bass	2019
Bluefish	2019
Butterfish	2021
Golden Tilefish	2020
Longfin Squid	2018-2019 (average)
Ocean Quahog	2019
Spiny Dogfish	2018
Surfclam	2019
Scup	2019
Summer Flounder	2019

Fishing Mortality Ratios for MAFMC-Managed Species

(as of 9/19/22)



Notes:

- Unknown fishing mortality: *Illex* squid, Longfin squid, monkfish (NFMA and SFMA), blueline tilefish (North of Cape Hatteras), and chub mackerel.
- Of the 15 species managed by the Council, 9 are above F_{msy} , 1 is above, and 5 are unknown.

Year of data used to determine fishing mortality	
Atlantic Mackerel	2019
Black Sea Bass	2019
Bluefish	2019
Butterfish	2021
Golden Tilefish	2020
Ocean Quahog	2019
Spiny Dogfish	2017
Surfclam	2019
Scup	2019
Summer Flounder	2019